E50 -LH

Crossed Axis Helical Reducers

ondrives

Precision Gears

Right Angle Helical Reducers

19mm Bores • T_{2n} 6.0Nm – 17.0Nm ***1:1 - 40:1***

Crossed Helical Rotation Direction.

Using different helix direction changes direction of rotation compared to input compared to the other helix direction.

RH-Right Hand

When input rotation is clockwise , output gear is pulled towards input.
When input is counter-clockwise , output gear is pushed away from input.

LH-Left Hand

When input rotation is clockwise , output gear is pushed away from input.
When input is counter-clockwise , output is pulled towards input.

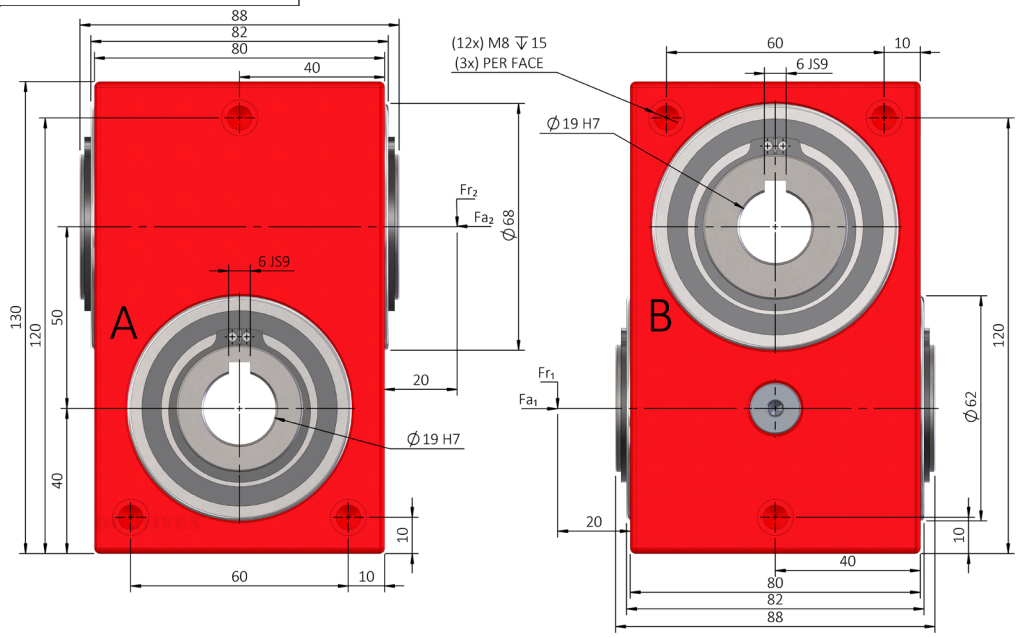

	Part Numbers						
Output Backlash j	**Output Backlash j A**	**Output Backlash j AR**	**Gear Ratio i**	**Efficiency ηz**	**Helix Direction**	**Reflected Inertia at Input**	**Input Face**
≤0.75°	**≤0.50°**	**≤0.166°**		**n1nom**		**kg·m²**	
E50-1-19-LH	E50-1A-19-LH	E50-1AR-19-LH	1:1	93%	Left Hand	4.585×10^{-4}	B
E50-2-19-LH	E50-2A-19-LH	E50-2AR-19-LH	2:1	91%	Left Hand	2.240×10^{-4}	A
E50-3-19-LH	E50-3A-19-LH	E50-3AR-19-LH	3:1	90%	Left Hand	1.759×10^{-4}	A
E50-4-19-LH	E50-4A-19-LH	E50-4AR-19-LH	4:1	89%	Left Hand	1.924×10^{-4}	A
E50-5-19-LH	E50-5A-19-LH	E50-5AR-19-LH	5:1	80%	Left Hand	1.920×10^{-4}	A
E50-8-19-LH	E50-8A-19-LH	E50-8AR-19-LH	8:1	80%	Left Hand	1.489×10^{-4}	A
E50-10-19-LH	E50-10A-19-LH	E50-10AR-19-LH	10:1	73%	Left Hand	1.496×10^{-4}	A
E50-20-19-LH	E50-20A-19-LH	E50-20AR-19-LH	20:1	67%	Left Hand	1.463×10^{-4}	A
E50-40-19-LH	E50-40A-19-LH	E50-40AR-19-LH	40:1	60%	Left Hand	1.455×10^{-4}	A

Weight: 3.18 kg.
Nom. Input Speed [S5 T_2n] n1nom: 1,000 min^{-1} (r/min)
Max. Input Speed n1max: 1:1 to 5:1 3,000 min^{-1} (r/min) • 8:1 to 40:1 1,000 min^{-1} (r/min)
Lubrication: Grease Shell Gadus S2 V220AD 2
Lubrication Temperature: Max. Operating ≈ 60°c
Max. Input Radial Load F_{r1} : 600N.
Max. Input Axial Load F_{a1} : 400N.
Max. Output Radial Load F_{r2} : 600N.
Max. Output Axial Load F_{a1} : 400N.

Testing in your application is necessary.
You will need to assess duty cycles and confirm suitability with your own calculations.
Figures listed are for guidance only.
Cooling may be needed dependent on application.

ondrives
Precision Gears
T: +44 1246 455500
sales@ondrives.com www.ondrives.com

Updated March 2024 subject to change for use as a guide only.

ondrives

Precision Gears

E50 -LH

Crossed Axis Helical Reducers

Right Angle Helical Reducers

19mm Bores • T_{2n} 6.0Nm – 17.0Nm ***1:1 - 40:1***

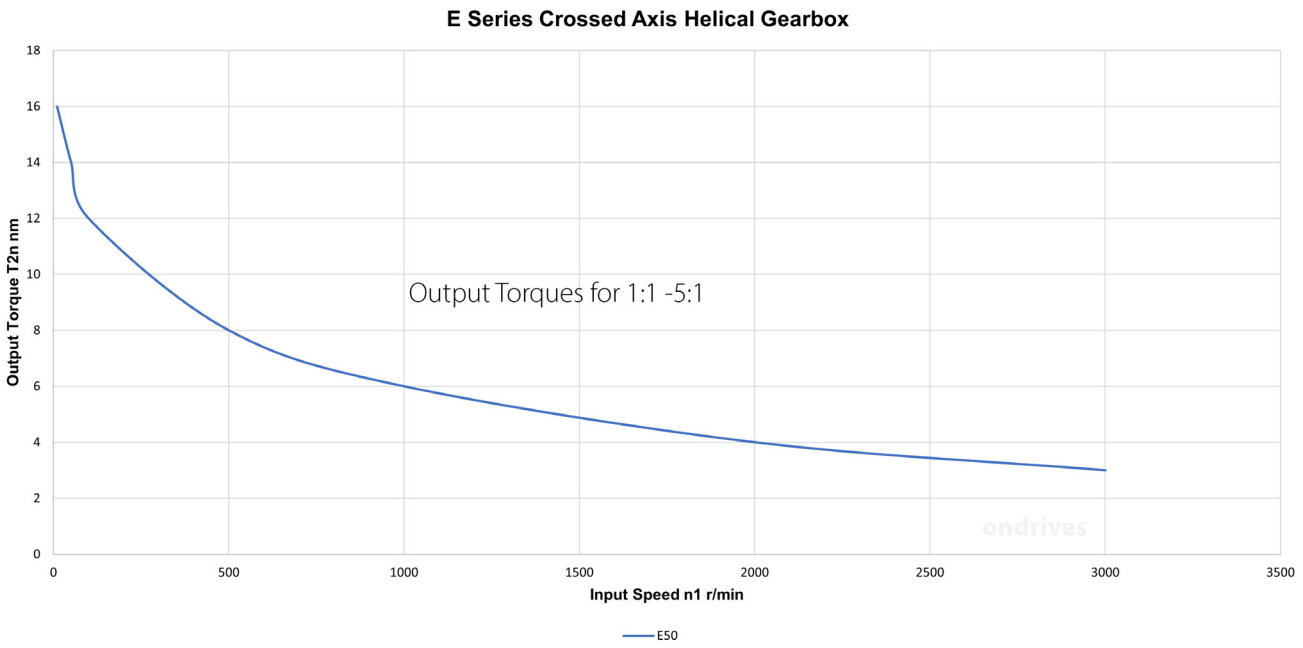

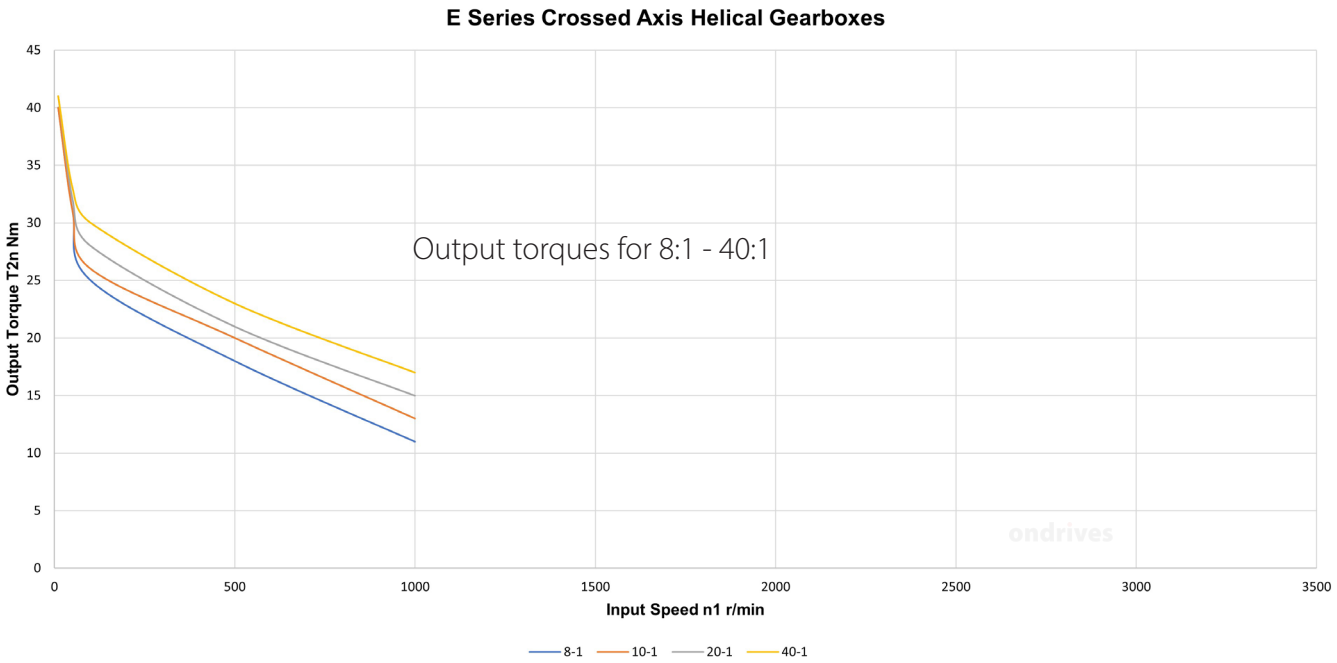

ondrives
Precision Gears

T: +44 1246 455500
sales@ondrives.com www.ondrives.com

Updated March 2024 subject to change for use as a guide only.